

Advanced Web Design Using Dreamweaver

Robby Seitz
121 Powers Hall
rseitz@olemiss.edu
662-915-7822

Assumptions

- You already understand HTML tags.
- You can already use Dreamweaver.
- You understand file name and folder location concepts.
- You want to know more.

Cascading Style Sheets

- CSS is used to change the look or layout of HTML elements.

The link element:

- Links default to blue.
- Visited links default to purple.
- Active and hover links default to red.

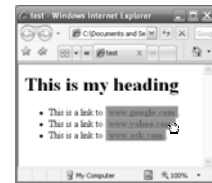


The style for each of these is redefinable!

Cascading Style Sheets

- Adding a style definition for the link element changes its appearance.

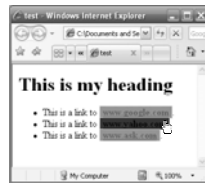
```
a {  
  font-weight: bold;  
  color: green;  
  border: 1px solid gold;  
  background-color: #999966;  
  padding-left: 5px;  
  padding-right: 5px;  
}
```



Cascading Style Sheets

- CSS can also adjust only a particular aspect of some elements.

```
a {  
  font-weight: bold;  
  color: green;  
  border: 1px solid gold;  
  background-color: #999966;  
  padding-left: 5px;  
  padding-right: 5px;  
}  
a:hover {  
  color: black;  
  background-color: red;  
}
```



Cascading Style Sheets

"Cascading" refers to the precedence of definitions for a given element.

1. Browser default
2. External style sheet
3. Internal style sheet (*inside the <head>*)
4. Inline style (*inside the HTML element*)

Cascading Style Sheets

There are four ways to impose a style on HTML elements:

1. By element tag name
`p {margin_top: 20px;}`
2. By class attribute
`.column {border: 5px;}`
3. By ID attribute
`#header {background-color: #ff0000;}`
4. By style attribute
`style="color:blue;" (within HTML tag)`

Dynamic & Reusable Content

- What content is generated automatically?
 - Calendar events
 - RSS feeds
 - System-generated dates
 - Anything requiring programming

- Which parts of the page will appear on other pages? Pull those parts out into separate files and include them wherever you want them:

```
<!--#include virtual="myfile.htm" -->
```

Deconstructing the page

- Identify dynamic content

- Random photo
- Calendar events listing
- Date of last modification



- Identify recurring parts

- Header
- Navigation
- Footer
- Stylesheet
- Javascript



www.olemiss.edu/working/mailedemo/

Start Your Dreamweavers!

1. Define your site:

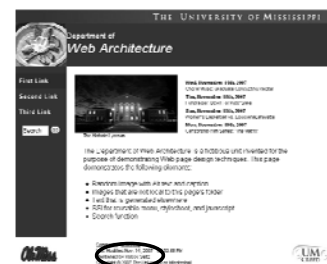
- Site / New Site
- Select Advanced Tab
- Local Info...
 - Site name: *your name*
 - Local root folder: My Documents/tacit
- Remote Info...
 - Access: FTP
 - FTP host: cedar.olemiss.edu
 - Host directory: working
 - Login: mailedemo
 - Password: tacit08
 - Use Secure FTP (SFTP): Checked

Define new page name

2. View Remote Files
3. Download the index.html file and the images folder from the server
4. View Local Files
5. Change its name to *yourname.html*
6. Upload new file name to server
7. View in browser at
www.olemiss.edu/working/mailedemo/yourname.html

Customize it

8. Change "maintained by" name and save/upload the page again.



Examine the CSS

9. The left menu mouseover action

```
CSS
#menu li a:hover,
body#firstpage a#firstlink,
body#secondpage a#secondlink,
body#thirdpage a#thirdlink {
  background-color:#cc0000;
  color:#FFFFFF;
}
...
HTML
<body id="firstpage">
...
<div id="menu">
  <ul>
    <li><a href="Index.html" id="firstlink">First Link</a></li>
    <li><a href="Index2.html" id="secondlink">Second Link</a></li>
    <li><a href="Index3.html" id="thirdlink">Third Link</a></li>
  </ul>
```

Customize the menu

10. Change the filenames to use your own filenames

```
<ul>
<li><a href="yourname.html" id="firstlink">First Link</a></li>
<li><a href="yourname2.html" id="secondlink">Second Link</a></li>
<li><a href="yourname3.html" id="thirdlink">Third Link</a></li>
</ul>
```

Disassemble the page

11. Put the Header, Navigation, and Footer in separate files

- *yourname-head.htm*
- *yourname-menu.htm*
- *yourname-foot.htm*

12. Include them in the original file:

```
<!--#include virtual="yourname-head.htm"-->
```

(Note that this is a Server Side Include which your browser can only handle when viewing your page on a server.)

Disassemble the page

13. Put the CSS in its own file so it can be shared by other pages.

yourname-style.css

```
<link rel="stylesheet" type="text/css" href="yourname-style.css" />
```

14. Do the same with the Javascript.

yourname-javascript.js

```
<script src="yourname-javascript.js" type="text/javascript"></script>
```

Reassemble more pages

15. Change the <body> id to "secondpage"

16. Save/upload as *yourname2.html*

17. Change the <body> id to "thirdpage"

18. Save/upload as *yourname3.html*

19. View the files on the server and note how they work together.



Tips

- **Never put spaces in Web filenames.**
Spaces get converted to "%20" text, and browsers hate them.
- **Make sure all random photos are exactly the same size.**
Page layout usually adapts to photo size.
- **Keep images in a separate folder.**
Just a good housekeeping rule.
- **Keep content current.**
If people wanted to see old information, they'd look on a printed piece.



Selectors

| | |
|---------------|---|
| * | All elements |
| div | <div> |
| div * | All elements within <div> |
| div span | within <div> |
| div, span | <div> and |
| div > span | with parent <div> |
| div + span | preceded by <div> |
| .class | Elements of class "class" |
| div.class | <div> of class "class" |
| #itemid | Element with id "itemid" |
| div#itemid | <div> with id "itemid" |
| a[attr] | <a> with attribute "attr" |
| a[attr='x'] | <a> when "attr" is "x" |
| a[class~='x'] | <a> when class is a list containing 'x' |
| a[lang]='en'] | <a> when lang begins "en" |

Pseudo-Selectors and Pseudo-Classes

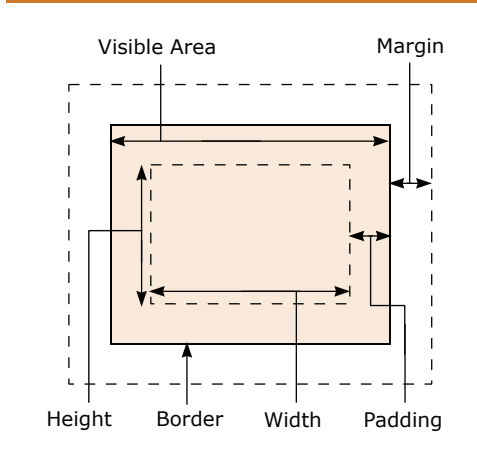
| | |
|---------------|-----------------------------|
| :first-child | First child element |
| :first-line | First line of element |
| :first-letter | First letter of element |
| :hover | Element with mouse over |
| :active | Active element |
| :focus | Element with focus |
| :link | Unvisited links |
| :visited | Visited links |
| :lang(var) | Element with language "var" |
| :before | Before element |
| :after | After element |

Sizes and Colours

| | |
|-----------------------|--|
| 0 | 0 requires no unit |
| Relative Sizes | |
| em | 1em equal to font size of parent (same as 100%) |
| ex | Height of lower case "x" |
| % | Percentage |
| Absolute Sizes | |
| px | Pixels |
| cm | Centimeters |
| mm | Millimeters |
| in | Inches |
| pt | 1pt = 1/72in |
| pc | 1pc = 12pt |
| Colours | |
| #789abc | RGB Hex Notation |
| #acf | Equates to "#aacfff" |
| rgb(0,25,50) | Value of each of red, green, and blue. 0 to 255, may be swapped for percentages. |

Note Shorthand properties are marked x
Properties that inherit are marked +

Box Model



Positioning

| | |
|----------|--------------|
| display | clear |
| position | z-index |
| top | direction + |
| right | unicode-bidi |
| bottom | overflow |
| left | clip |
| float | visibility |

Dimensions

| | |
|-----------|----------------|
| width | min-height |
| min-width | max-height |
| max-width | vertical-align |
| height | |

Color / Background

| | |
|-----------------------|---------------------|
| color + | background-repeat |
| background x | background-image |
| background-color | background-position |
| background-attachment | |

Text

| | |
|------------------|------------------|
| text-indent + | word-spacing + |
| text-align + | text-transform + |
| text-decoration | white-space + |
| text-shadow | line-height + |
| letter-spacing + | |

Fonts

| | |
|----------------|--------------------|
| font + x | font-weight + |
| font-family + | font-stretch + |
| font-style + | font-size + |
| font-variant + | font-size-adjust + |

Boxes

| | |
|-----------------|---------------------|
| margin x | border-color x |
| margin-top | border-top-color |
| margin-right | border-right-color |
| margin-bottom | border-bottom-color |
| margin-left | border-left-color |
| padding x | border-style x |
| padding-top | border-top-style |
| padding-right | border-right-style |
| padding-bottom | border-bottom-style |
| padding-left | border-left-style |
| border x | border-width x |
| border-top x | border-top-width |
| border-bottom x | border-right-width |
| border-right x | border-bottom-width |
| border-left x | border-left-width |

Tables

| | |
|-------------------|------------------|
| caption-side + | border-spacing + |
| table-layout | empty-cells + |
| border-collapse + | speak-header + |

Paging

| | |
|-------------------|---------------------|
| size | page-break-inside + |
| marks | page + |
| page-break-before | orphans + |
| page-break-after | widows + |

Interface

| | |
|---------------|---------------|
| cursor + | outline-style |
| outline x | outline-color |
| outline-width | |

Aural

| | |
|--------------|-------------------|
| volume + | elevation |
| speak + | speech-rate |
| pause x | voice-family |
| pause-before | pitch |
| pause-after | pitch-range |
| cue x | stress |
| cue-before | richness |
| cue-after | speak-punctuation |
| play-during | speak-numeral |
| azimuth + | |

Miscellaneous

| | |
|-------------------|-----------------------|
| content | list-style-type + |
| quotes + | list-style-image + |
| counter-reset | list-style-position + |
| counter-increment | marker-offset |
| list-style + x | |

Available free from
www.AddedBytes.com