




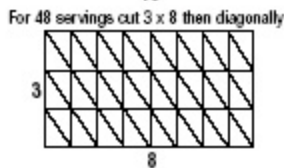


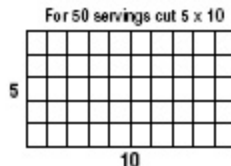
# Steamtable Pan Capacity

Pan Size	Approx. Capacity	Serving Size	Ladle (11 oz)	Scoop #	Approx. # Servings
12" x 20" x 2-1/2" 	2 gal	1/2 cup 3/8 cup 1/3 cup 1/4 cup	4 oz 3 oz 2.65 oz 2 oz	8 10 12 16	64 80 96 128
12" x 20" x 4" 	3-1/2 gal	1/2 cup 3/8 cup 1/3 cup 1/4 cup	4 oz 3 oz 2.65 oz 2 oz	8 10 12 16	112 135 168 224
12" x 20" x 6" 	5 gal	1/2 cup 3/8 cup 1/3 cup 1/4 cup	4 oz 3 oz 2.65 oz 2 oz	8 10 12 16	160 200 240 320


## Approximate Dimensions of Serving Sizes from Different Pan Sizes

Pan	Approx. Size	No. and Approx. Size Servings per Pan		
		25	50	100
Baking or steamtable	12" x 20" x 2-1/2"	2" x 3-3/4"	2" x 2"	-----
Sheet or bun	18" x 26" x 1"	3-1/4" x 5"	3-1/4" x 2-1/2"	1-3/4" x 2-1/2"

## Cutting Diagrams for Portioning



## Other Pan Sizes



Steamtable or counter pans are available in various sizes. Smaller size pans may require the use of an adapter bar.