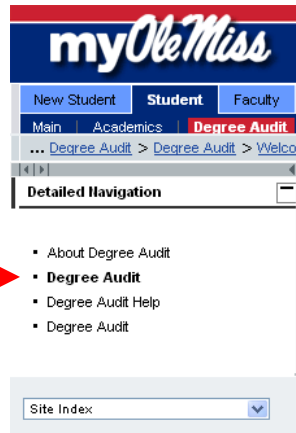


Student Instructions for Printing Degree Audit

The Degree Audit is available through the myOleMiss portal at <http://www.olemiss.edu/degreeaudit>. For additional assistance, contact degreeaudit@olemiss.edu or call the IT Help Desk at (662) 915-5222.

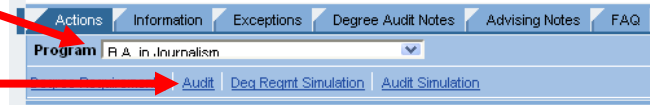
1. Go to <http://www.olemiss.edu/degreeaudit>

2. Degree Audit



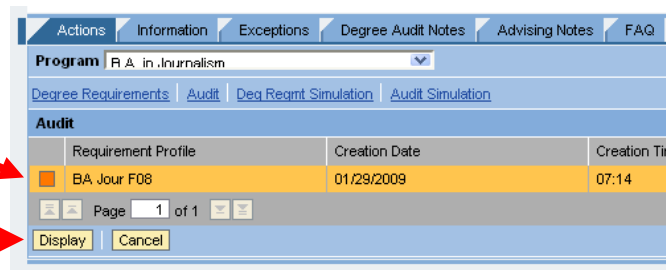
3. Select Program

4. Audit

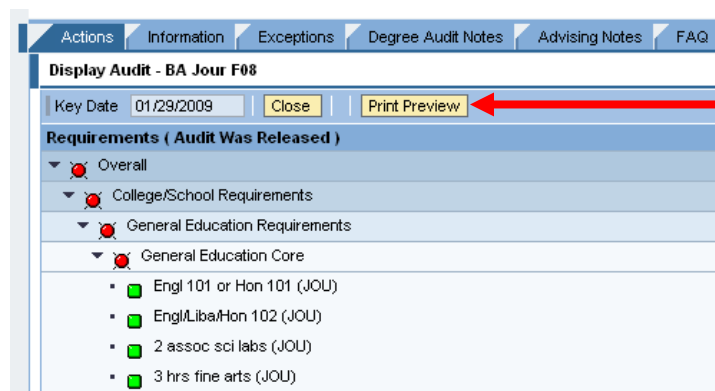


5. Click line

6. Display



7. Print Preview



8. Print the audit using your browser's print function.

Revised 10/21/2009