Daily Routine for BB♭ Tuba and Cimbasso, Level 2

Micah Everett
University of Mississippi
olemiss.edu/lowbrass

This routine should be preceded by appropriate breathing and buzzing exercises.

1. Long Tones ♩ = 60-120



2. Separated Quarter Notes ♩ = 60-120



3. Legato Tonguing ♩ = 100-120



4. Lip Slurs ♩ = 60-120



5. Lip Slurs ♩ = 100-120+



6. Lip Slurs ♩ = 100-120+



7. Fingering Exercise ♩ = 120-180+



8. Lip Slurs ♩ = 100-120+



You may play either the "a" or "b" version of exercise 9, or both versions.

9a. Fingering Exercise ♩ = 120-180+



9b. Fingering Exercise ♩ = 120-180+



10. Fingering Exercise ♩ = 120-180+



It is recommended that exercises 11-12 be played in a different key each day, and in different octaves.

11. Tonguing Speed: Single Tonguing ♩ = 100-150+

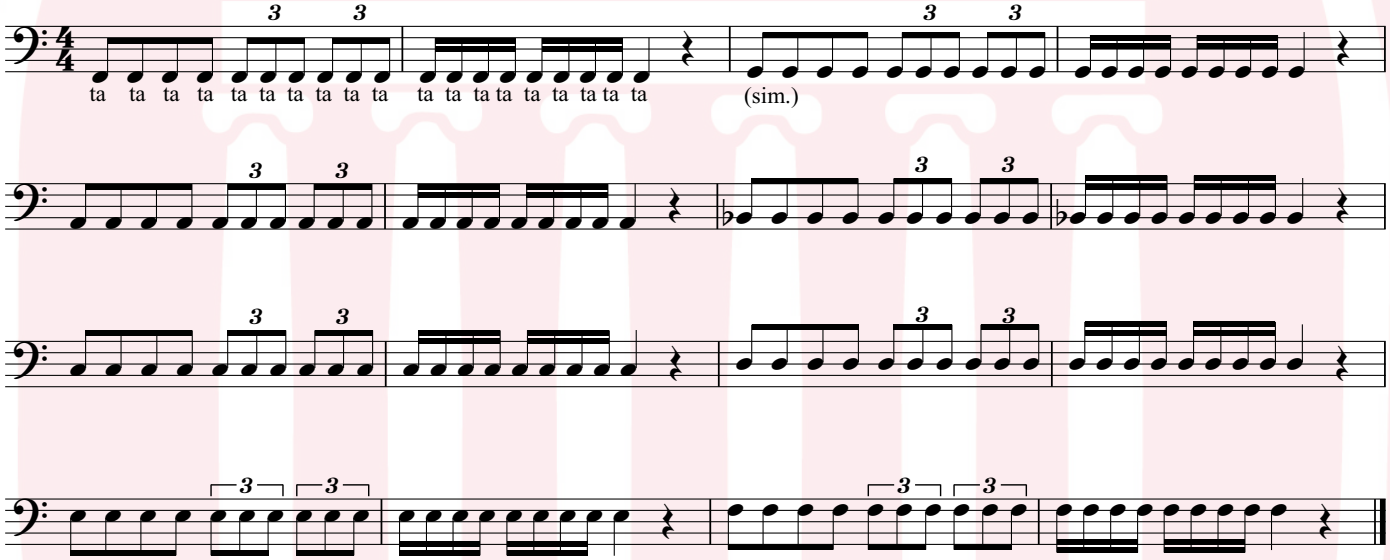

Either of the triple tonguing patterns can be used in exercise 12. Even better, practice *both* patterns!

12. Tonguing Speed: Multiple Tonguing ♩ = 140-250+



13. Upper Range Extension: Harmonic Series Slurs ♩ = 60-120

If you cannot yet reach the highest notes, go as high as you can, extending past your "comfort zone" but not to the point of pain, and continuing to try and reach higher. You are welcome to attempt higher notes and to include or exclude the "non-chord tones" (smaller, in parentheses) at your discretion. For an additional challenge, add lip-trills to some of the higher partials.



14.Low Range/Fingering Exercise ♩ = 50-120+

Begin working on this exercise slowly to ensure fullness of sound. Add speed only as you are able to do so without compromising tone quality.



15.Low Range Extension: Pedal Tones ♩ = 60-90